

















July 12, 2013
ABC Farms
 1234 Dry Creek Road
 Rio Linda, CA 95673

Lab ID : SP 123456-001
 Customer ID : 2-0
 Sampled On : June 23, 2013
 Sampled By : FGL
 Received On : June 25, 2013
 Matrix : Ag Water

Description : SA-1
 Project : Demo Report

General Irrigation Suitability Analysis

Test Description	Result				Graphical Results Presentation				
	mg/L	Meq/L	% Meq	Lbs/AF	Good	Possible Problem	Moderate Problem	Increasing Problem	Severe Problem
Cations									
Calcium	18	0.9	22	49	**				
Magnesium	10	0.82	20	27	**				
Potassium	2	0.051	1	5	**				
Sodium	52	2.3	56	140					
Anions									
Carbonate	< 10	0	0	0					
Bicarbonate	120	2	44	330	**				
Sulfate	42	0.87	19	110	**				
Chloride	58	1.6	36	160					
Nitrate	0.7	0.011	0	2					
Fluoride	< 0.1	0	0	0					
Minor Elements									
Boron	0.20			0.54					
Copper	< 0.01			0.00					
Iron	0.080			0.22					
Manganese	< 0.01			0.00					
Zinc	< 0.02			0.00					
TDS by Summation	303			820					
Other									
pH	7.5			units					
E. C.	0.454			dS/m					
SAR	2.4								
Crop Suitability									
No Amendments	Fairly		Good						
With Amendments	Good								
Amendments									
Gypsum Requirement	0.3			Tons/AF					
Sulfuric Acid (98%)	7.0			oz/1000Gal	Or 17 oz/1000Gal of urea Sulfuric Acid (15/49).				
Leaching Requirement	3.4			%					

Good  Problem

Note: Color coded bar graphs have been used to provide you with 'AT-A-GLANCE' interpretations.

** Used in various calculations; mg/L = Milligrams Per Liter (ppm) meq/L = Milliequivalents Per Liter



July 12, 2013










ABC Farms

Lab ID : SP 123456-001

Customer ID : 2-0

Description : SA-1

Micro Irrigation System Plugging Hazard

Test Description	Result		Graphical Results Presentation		
			Slight	Moderate	Severe
Chemical					
Manganese	< 0.01	mg/L			
Iron	0.08	mg/L			
TDS by Summation	303	mg/L			
No Amendments					
pH	7.5	units			
Alkalinity (As CaCO3)	100	mg/L			
Total Hardness	86.1	mg/L			
With Amendments					
Alkalinity (As CaCO3)	20	mg/L			
Total Hardness	20	mg/L			
pH	5.4 - 6.7	units			

Good  Problem

Note: Color coded bar graphs have been used to provide you with 'AT-A-GLANCE' interpretations.

Water Amendments Application Notes:

The Amendments recommended on the previous pages include:

Gypsum:

This should be applied at least once a year to the irrigated soil surface area. Gypsum can also be applied in smaller quantities in the irrigation water. Apply the smaller (bracketed) amount of gypsum when also applying the recommended amount of Sulfuric Acid and the larger amount when applying only Gypsum.

Sulfuric Acid:

These products should be applied as needed to prevent emitter plugging in micro irrigation systems and/or as a soil amendment to adjust soil pH to improve nutrient availability and to facilitate leaching of salts. Please exercise caution when using this material as excesses may be harmful to the system and/or the plants being irrigated. The reported Acid requirement is intended to remove approximately 80 % of the alkalinity. The final pH should range from 5.4 to 6.7. We recommend a field pH determination to confirm that the pH you designate is being achieved. This application is based upon the use of a 98% Sulfuric Acid product. The application of Urea Sulfuric Acid is based upon the use of a product that contains 15% Urea (1.89 lbs Nitrogen), 49% Sulfuric Acid and has a specific gravity of 1.52 at 68 °F. Guidelines for the above interpretations are sourced from USDA & U.C. Cooperative Extension Service publications. Please contact us if you have any questions.

FRUIT GROWERS LABORATORY, INC.

Scott Bucy

Scott Bucy, Director of Ag. Services

SB1:EHB